



SB SERIES-General Purpose

SB12-9 (12V9AH)

Specification

| | |
|----------------------------------|---|
| Nominal Voltage | 12V |
| Nominal Capacity(20HR) | 9.0AH |
| Dimension | Length 152±2mm (5.98 inches) |
| | Width 65.5±1mm (2.58 inches) |
| | Container Height 94.5±1mm (3.72 inches) |
| | Total Height (with Terminal) 100±1mm (3.94 inches) |
| Approx Weight | Approx 2.75 kg (6.06lbs) |
| Terminal | T2 |
| Container Material | ABS |
| Rated Capacity | 9.00 AH/0.450A (20hr, 1.80V/cell, 25°C/77°F) |
| | 8.37 AH/0.837A (10hr, 1.80V/cell, 25°C/77°F) |
| | 7.65 AH/1.53A (5hr, 1.75V/cell, 25°C/77°F) |
| | 6.90 AH/2.30A (3hr, 1.75V/cell, 25°C/77°F) |
| | 5.65 AH/5.65A (1hr, 1.60V/cell, 25°C/77°F) |
| Max. Discharge Current | 135A (5s) |
| Internal Resistance | Approx 19mΩ |
| Operating Temp. Range | Discharge : -15~50°C (5~122°F) |
| | Charge : 0~40°C (32~104°F) |
| | Storage : -15~40°C (5~104°F) |
| Nominal Operating Temp. Range | 25±3°C (77±5°F) |
| Cycle Use | Initial Charging Current less than 2.7A. Voltage 14.4V~15.0V at 25°C(77°F)Temp. Coefficient -30mV/°C |
| | No limit on Initial Charging Current Voltage 13.5V~13.8V at 25°C(77°F)Temp. Coefficient -20mV/°C |
| Standby Use | |
| Capacity affected by Temperature | 40°C (104°F) 103% |
| | 25°C (77°F) 100% |
| | 0°C (32°F) 86% |
| Self Discharge | Leoch LP series batteries may be stored for up to 6 months at 25°C(77°F) and then a freshening charge is required. For higher temperatures the time interval will be shorter. |



Applications

- ◆ All purpose
- ◆ Uninterruptable Power Supply (UPS)
- ◆ Electric Power System (EPS)
- ◆ Emergency backup power supply
- ◆ Emergency light
- ◆ Railway signal
- ◆ Aircraft signal
- ◆ Alarm and security system
- ◆ Electronic apparatus and equipment
- ◆ Communication power supply
- ◆ DC power supply
- ◆ Auto control system

Constant Current Discharge (Amperes) at 25 °C (77°F)

| F.V/Time | 5min | 10min | 15min | 20min | 30min | 45min | 1h | 2h | 3h | 4h | 5h | 6h | 8h | 10h | 20h |
|------------|------|-------|-------|-------|-------|-------|------|------|------|------|------|------|-------|-------|-------|
| 1.85V/cell | 17.1 | 13.2 | 10.9 | 9.43 | 7.29 | 5.37 | 4.53 | 2.68 | 2.09 | 1.70 | 1.39 | 1.21 | 0.972 | 0.812 | 0.446 |
| 1.80V/cell | 23.0 | 16.8 | 13.2 | 11.1 | 8.60 | 6.25 | 5.07 | 2.92 | 2.25 | 1.82 | 1.49 | 1.29 | 1.031 | 0.837 | 0.450 |
| 1.75V/cell | 25.9 | 18.5 | 14.4 | 12.0 | 8.93 | 6.48 | 5.30 | 3.03 | 2.30 | 1.86 | 1.53 | 1.33 | 1.049 | 0.860 | 0.455 |
| 1.70V/cell | 28.6 | 20.1 | 15.4 | 12.6 | 9.29 | 6.74 | 5.47 | 3.11 | 2.36 | 1.91 | 1.57 | 1.36 | 1.063 | 0.877 | 0.463 |
| 1.65V/cell | 31.5 | 21.7 | 16.3 | 13.4 | 9.80 | 6.91 | 5.60 | 3.15 | 2.46 | 1.97 | 1.61 | 1.39 | 1.080 | 0.895 | 0.469 |
| 1.60V/cell | 34.7 | 23.6 | 17.5 | 14.3 | 10.4 | 7.20 | 5.65 | 3.29 | 2.53 | 2.04 | 1.67 | 1.41 | 1.090 | 0.905 | 0.472 |

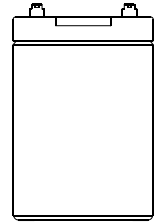
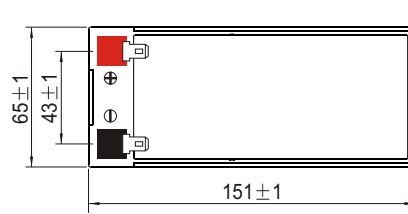
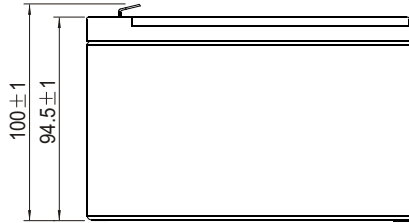
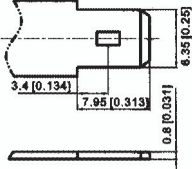
Constant Power Discharge (Watts) at 25 °C (77°F)

| F.V/Time | 5min | 10min | 15min | 20min | 30min | 45min | 1h | 2h | 3h | 4h | 5h | 6h | 8h | 10h | 20h |
|------------|------|-------|-------|-------|-------|-------|------|------|------|------|------|------|------|------|-------|
| 1.85V/cell | 31.3 | 24.3 | 20.3 | 17.8 | 13.9 | 10.3 | 8.73 | 5.20 | 4.08 | 3.33 | 2.72 | 2.37 | 1.92 | 1.61 | 0.883 |
| 1.80V/cell | 41.6 | 30.7 | 24.2 | 20.7 | 16.1 | 11.9 | 9.73 | 5.64 | 4.37 | 3.54 | 2.91 | 2.53 | 2.03 | 1.65 | 0.890 |
| 1.75V/cell | 45.9 | 33.2 | 26.2 | 22.1 | 16.6 | 12.2 | 10.1 | 5.82 | 4.43 | 3.60 | 2.98 | 2.59 | 2.06 | 1.70 | 0.898 |
| 1.70V/cell | 49.2 | 35.4 | 27.5 | 23.0 | 17.2 | 12.7 | 10.4 | 5.95 | 4.55 | 3.69 | 3.05 | 2.64 | 2.09 | 1.73 | 0.913 |
| 1.65V/cell | 53.4 | 37.8 | 29.1 | 24.2 | 18.0 | 12.9 | 10.6 | 6.01 | 4.72 | 3.80 | 3.12 | 2.69 | 2.11 | 1.76 | 0.925 |
| 1.60V/cell | 57.6 | 40.1 | 30.6 | 25.6 | 18.9 | 13.4 | 10.6 | 6.23 | 4.84 | 3.91 | 3.21 | 2.74 | 2.13 | 1.78 | 0.929 |

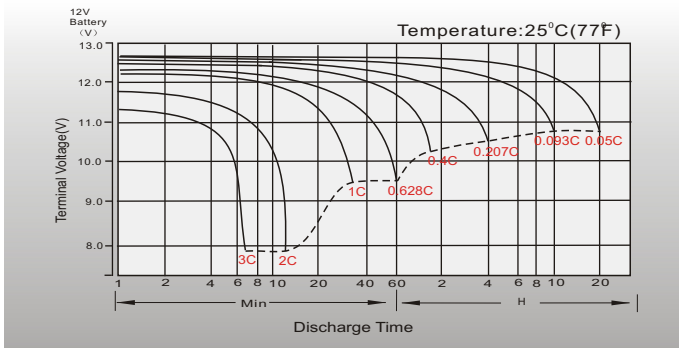
Dimensions

T2 Terminal

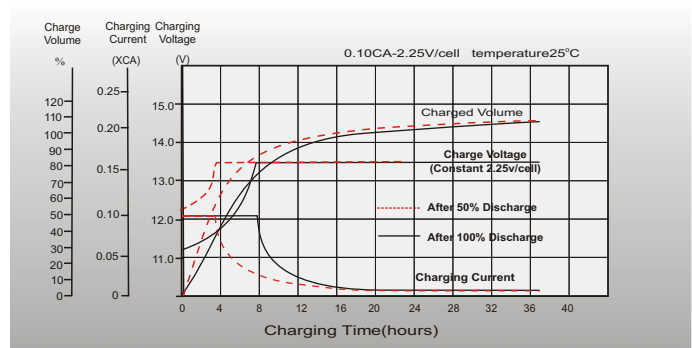
Unit: mm [inches]



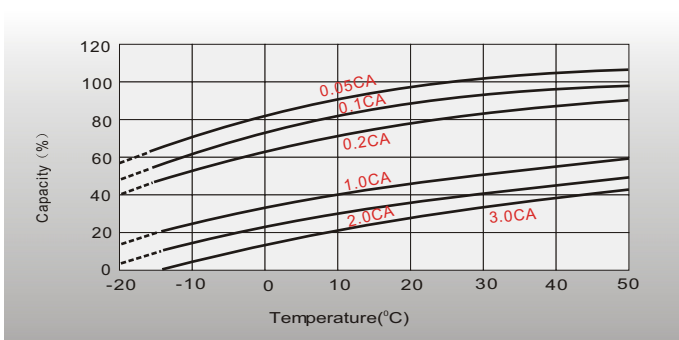
Discharge Characteristics



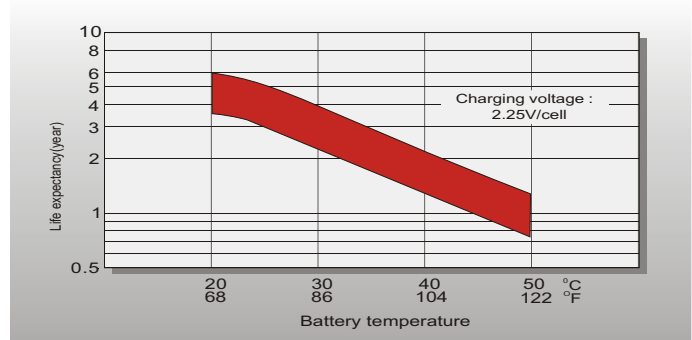
Float Charging Characteristics



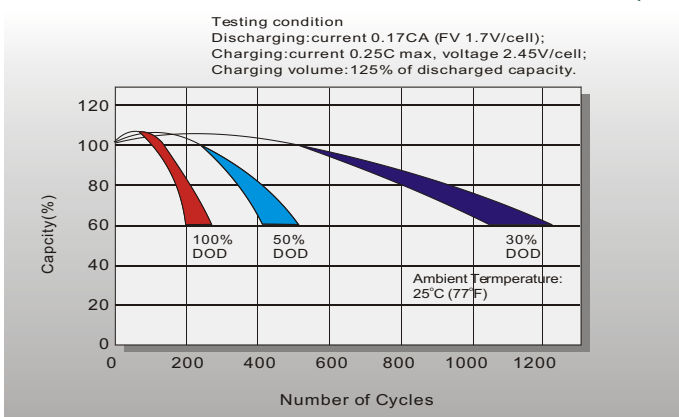
Temperature Effects in Relation to Battery Capacity



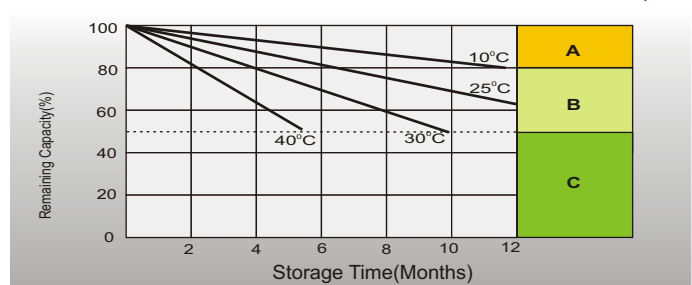
Effect of Temperature on Long Term Float Life



Cycle Life in Relation to Depth of Discharge



Self Discharge Characteristics



- A** No supplementary charge required
(Carry out supplementary charge before use if 100% capacity is required.)
- B** Supplementary charge required before use. Optional charging way as below:
1. Charged for above 3 days at limited current 0.25CA and constant voltage 2.25V/cell.
2. Charged for above 20 hours at limited current 0.25CA and constant voltage 2.45V/cell.
3. Charged for 8-10 hours at limited current 0.05CA.
- C** Supplementary charge may often fail to recover the capacity.
The battery should never be left standing till this is reached.